

UNIVERSITY OF HYDERABAD ENTRANCE EXAMINATIONS 2020-21

INSTRUCTIONS FOR FILLING THE ON-LINE APPLICATION FORM

General Instructions:

- I. Application for entrance examination for admission to various courses during 2020-21 is required to be submitted in the prescribed form online, available at <http://acad.uohyd.ac.in/ee20.html>. A separate application along with application fee is required to be submitted for each course online.
- II. Candidates are required to pay the prescribed entrance examination fees (Non refundable) of **Rs.600/-** (*in the case of General Candidates*), **Rs.550/-** (*in the case of EWS Candidates*) **Rs. 400/-** (*in the case of OBC Candidates*) and **Rs.275/-**(*in the case of SC/ST/PWD candidates*) through the online payment link provided in the application.
- III. Candidates are required to have a valid personal e-mail ID and mobile number. It should be kept active till the completion of the course, if admission is granted. In case a candidate does not have a valid personal e-mail ID, he/she should create a new e-mail ID before applying online.

Candidates are required to have a scanned (digital) image of his/her photograph (200 x 230 pixels), signature (140 x 60 pixels) and caste certificate in case of OBC/EWS/SC/ST candidates.

Note for applicants eligible for OBC Non-Creamy Layer and EWS reservations:

Due to the special circumstances in the country, the applicants to avail OBC (Non-Creamy Layer) and EWS reservations for admission to the University are directed to upload the valid caste certificate along with the online application. The candidates who require time, due to lockdown in the country, to obtain valid certificate to claim reservation will be permitted to upload/send at least two days before the commencement of the University entrance examinations. In absence of a valid certificate submitted before the entrance examination, the candidate(s) will be considered under UR category and not against the reservation category. University will not entertain further correspondence in this regard, in respect of the applicants who could not submit valid certificates in support of reservation category.

Approximately two weeks gap will be given between lifting of the nation-wide lockdown and commencement of University entrance examinations. Candidates are advised to keep all the relevant documents ready for obtaining caste certificate during the lockdown period and plan to obtain and upload valid certificates immediately after lifting the lockdown.

Candidates eligible for OBC Non-Creamy Layer and EWS reservations have to upload valid certificate in Govt. of India format ONLY (as per the earlier instructions) and those who do not possess the valid OBC/EWS certificate may submit their online application without uploading the same. However such candidates will have to obtain the same from the appropriate authorities as soon as the lockdown is lifted, and mail a scanned copy of Caste certificate (along with their Application Number) to entrance@uohyd.ac.in for consideration of their claim.

Candidates should retain their **Application Number** for further reference safely.

- VI. The list of short listed candidates will be posted on the University Websites only as per the given schedule. No individual communication will be sent to the candidates.

Candidates need not send hard copy to the University (Except for 1.Foreign Nationals and 2. Applicants those who are applying for “Sponsored” category)

1. Foreign National students please click on the below link for the instructions:-

<http://acad.uohyd.ac.in/downloads/FN.PDF>

2. Sponsored category applications for various M.Tech Courses:

All applicants under Sponsored Category should download the application form, attach copies of educational qualifications and experience certificate and forward the application along with the sponsoring Institute letter by Speed Post on or before 10-06-2020 addressed to:

The Deputy Registrar (Academic & Exams)
University of Hyderabad,
Prof. C. R. Rao Road, P.O-Central University
Gachibowli, Hyderabad – 500 046.

- I. The last date to apply is 22nd May, 2020. The online application form and the payment gateway shall cease to function on the midnight of 22nd May, 2020.
- II. If a candidate wishes to apply for multiple courses/programmes of study, a separate application form is to be filled online for each course and application fee for each online application is to be paid separately.

Other Important instructions:

Photograph Image:

- Photograph must be a recent one and should be in passport size colour photo, preferably with white background.
- If you wear spectacles then make sure that there are no reflections and your eyes are clearly visible.
- Caps/hats and dark glasses are not acceptable. Religious headgear is allowed but it must not cover your face.
- The photograph should be in 200 x 230 pixels dimensions.
- Ensure that the size of the scanned image is below 50KB. If the size of the file is more than 50 KB, then adjust the settings so as to ensure that the size of the file does not exceed 50KB.

(ii) Signature Image:

- The applicant's signature image is to be on a white background and signed in blue/black ball point pen.
- The signature image will be appended on the Hall Ticket and wherever necessary. If the Applicant's signature on the answer script, at the time of the examination, does not match with the signature on the Hall Ticket, then the applicant will not be allowed to write the entrance examination.
- The signature should be in 140 x 60 pixels dimensions.
- Ensure that the size of the scanned image is below 10KB.

Online application with the details of Course/ Programme, Subject, Centre and other information, once submitted cannot be modified under any circumstances at a later stage.

The process of submission of online application is explained in 8 Screen shots as follows:

Screen 1: on clicking the online application link the following screen will appear. The details to be filled are at the after the screen.



University of Hyderabad

Online Admissions

Online Application for Admissions

Session :

Name (as per the SSC/Matric/X certificate) Aadhaar No

Choice of Exam Centre 1. 2. 3.

Course Applying for Subject

Choices: 1. 2. 3. 4. 5.

Date of Birth (dd/mm/yyyy) Gender
Nationality State of Domicile
Category Physically Challenged
Wards of Defence Personnel If yes, select disability

Qualifying Degree / Course details

Qualifying Degree (Passed/Studying) Relevat Subject Studied
Position of Qualifying Exam Percentage of Marks

Email Mobile Number

Upload Photograph (size:50kb jpg) No file chosen

Upload Signature (size: 20kb jpg) No file chosen

Upload Caste Certificate (if applicable) (size: 200kb jpg) No file chosen

Choice of Examination Centre:

- The Candidates have to give 3 choices for Entrance Examination Centre. The University reserves the right to change a Centre if the number of applications in that Centre are less than 300 or for any other administrative reasons.*
- Once the option for a Centre is exercised, no request for change of Centre will be entertained.*
- The University reserves the right to cancel any of the above Examination Centres and allot another Centre closer to the Centre cancelled.*

The candidate applying for any of the following courses 1) **M.Sc.(5-year Integrated) Courses in Sciences**, 2) **M.A. (5-year Integrated) Courses in Social Sciences** and 3) **M.F.A. Painting / Print Making / Sculpture** is required to select from the table given below, their order of preference.

Subject	Code
1) M.Sc.(5-year Integrated) Courses in Sciences	
Mathematical Sciences	MA
Physics	PY
Chemical Sciences	CH
Systems Biology	SB
Applied Geology	AG
2) M.A. (5-year Integrated) Courses in Social Sciences	
Economics	EC
History	HS
Political Science	PS
Sociology	SL
Anthropology	AN
3) M.F.A. Painting / Print Making / Sculpture	
Painting	PT
Print Making	PR
Sculpture	SC

Session : July

Name: Please enter your name as per the SSC (Certificate) only

Date of Birth : As mentioned in the Matriculation certificate or Birth Certificate.

Gender : Male / Female / transgender

Nationality : Indicate whether Indian or Foreign national.

State of Domicile: Mention the State/Union Territory to which you ordinarily belong.

Category: Select, as applicable, from the drop down menu. SC/ST/EWS/OBC candidates are required to upload the caste certificate.

OBC candidates are required to submit the latest caste certificate, in the **prescribed format specified by the Govt. of India**, issued not later than 01/04/2017. <http://acad.uohyd.ac.in/downloads/OBCCERT.PDF>

EWS candidates can download the prescribed format of the caste certificate in the below link :-
<http://acad.uohyd.ac.in/downloads/EWS.pdf>

PWD and Wards/Dependents of Defense Personnel: If claiming reservation under Persons with Disabilities (Physically challenged) or the wards/dependents of Defence Personnel category indicate the same correctly.

Position regarding results of qualifying examination: Indicate EP for exam passed, RA for exam appeared and waiting for results, and NA for not yet appeared for the qualifying exam.

Give other information as required in the online application form.

Once all the required details are furnished in the Screen 1 and submitted, an application number is generated and the Screen 2 will appear. Candidates should retain their Application Number for further reference safely.

Screen 2:

University of Hyderabad
Online Admissions

Dear Candidate, Your Application Number is : **1660517**
M.Tech. Computer Science

You will get the confirmation only after completing the remaining application and payment of fees.
Important: Please note down the application number for future correspondence.

GATE Particulars

Qualified GATE	--Select--	GATE Subject	--Select Subject--
GATE HTNO		GATE Score	0
Marks	0	Normalised Marks	0
Year of Passing	--Select Year--	Valid Upto (dd/mm/yyyy)	

Submit

Provide the information about the national level test of UGC JRF, UGC NET, etc. if applying for Ph.D.

Once all the required details are furnished in the screen 2 and saved, the Screen 3 will appear.


To apply for MCA course in University of Hyderabad.

1. You must have already applied for NIMCET – 2020 (<https://www.nimcet.in/>)
2. Then apply for University of Hyderabad online application for MCA (Both are mandatory)

Without NIMCET score your application will not be considered.

Because, NIMCET-2020 scores in order of merit will be the only criteria for admission and
No exam will be conducted

The family particulars and residence details may be provided. Once all the required details are furnished in the screen 3



University of Hyderabad

Online Admissions

1660517

Family Particulars

Family Particulars

	Name	Occupation	Annaul Income (Rs.)	Mobile No
Father	<input type="text"/>	<input type="text"/>	0 <input type="text"/>	<input type="text"/>
Mother	<input type="text"/>	<input type="text"/>	0 <input type="text"/>	<input type="text"/>
Guardian (if other than the parent)	<input type="text"/>	<input type="text"/>	0 <input type="text"/>	<input type="text"/>

Guardian Relationship with the Student:

Name & Mobile No. of the contact person in case of emergency:

Name <input type="text"/>	Mobile No: <input type="text"/>
---------------------------	---------------------------------

Native Place

Native Place <input type="text"/>	Native State <input type="text" value="--Select State--"/>
Nearest Railway Station <input type="text"/>	Native District <input type="text"/>
Distance from Hyderabad (KM) <input type="text"/>	Urban / Rural Area <input type="text" value="Rural"/>

*** **

and saved, the Screen 4 will appear.

Candidates are required to provide the details as required in the above screen starting from 10th standard to the qualifying examination. If qualifying degree result is in the form of CGPA, then the details of equivalent percentage of conversion may be furnished.

Once all the required details are furnished in the screen 4 and saved, the Screen 5 will appear.

1660517

Academic Record

Past Academic Record

	Course	Board/University	Subjects Studied and passed	Year of Passing	Maximum Marks	Marks / Obtained	Percentage of Marks	Class / Division
1	10 ▼	<input type="text"/>	All ▼	0 <input type="text"/>	0 <input type="text"/>	0 <input type="text"/>	0 <input type="text"/>	Distinct ▼
2	12 ▼	<input type="text"/>	--Select Group-- MPC ▼	0 <input type="text"/>	0 <input type="text"/>	0 <input type="text"/>	0 <input type="text"/>	Distinct ▼
3	Select ▼	<input type="text"/>	<input type="text"/>	0 <input type="text"/>	0 <input type="text"/>	0 <input type="text"/>	0 <input type="text"/>	Result / ▼
4	Select ▼	<input type="text"/>	<input type="text"/>	0 <input type="text"/>	0 <input type="text"/>	0 <input type="text"/>	0 <input type="text"/>	Result / ▼
5	Select ▼	<input type="text"/>	<input type="text"/>	0 <input type="text"/>	0 <input type="text"/>	0 <input type="text"/>	0 <input type="text"/>	Result / ▼
6	Select ▼	<input type="text"/>	<input type="text"/>	0 <input type="text"/>	0 <input type="text"/>	0 <input type="text"/>	0 <input type="text"/>	Result / ▼

Note: Hold down the control (ctrl) button to select multiple Subjects


Submit

*** **

Screen 5: The details of employment may be provided, if the candidate is employed on the date of application.

Once all the required details are furnished in the screen 5 and saved, the screen 6 will appear.

The required information in the above screen may be furnished. Once all the required details are furnished in the screen 6



University of Hyderabad Online Admissions

1660517

Miscellaneous Data

Blood Group	<input type="text" value="--Select--"/>	Marital Status	<input type="text" value="UnMarried"/>
		Do you require Hostel Accomidation	<input type="text" value="Yes"/>
Do you belong to Kashmir Migrant	<input type="text" value="No"/>		
Are you a single Girl Child in your family	<input type="text" value="No"/>		

Previous details


Were you in receipt of any scholarship / any other financial support during your previous study. If So, give the details	<input type="text"/>
Was any disciplinary action taken against you during your academic career so far? If so, give details	<input type="text"/>
Were you ever convicted by a court of law on a criminal or any other charge? If so, give details	<input type="text"/>
Reasons, if any gap in the education	<input type="text"/>
Any other relevant information	<input type="text"/>

For Statistical purpose only

Do you belong to LBC(List of Backward Classes)	<input type="text" value="No"/>	If Yes, mention the Group	<input type="text"/>
Do you belong to any Minority Community	<input type="text" value="No"/>	If Yes, mention the Community	<input type="text"/>
Religion	<input type="text" value="--Select--"/>		

and saved, the Screen 7 will appear.

The applicant should provide correct mailing address, Permanent address and other details as required in the above screen. Once all the required details are furnished in the screen 7 and saved, the Screen 8 will appear.



University of Hyderabad

Online Admissions

1660517

Address


Please provide your family address. The University may use these addresses for communicating even after your completion of the course. So, please don't provide any hostel or temporary address.

	Permanent Address	Present Address
H.No./ Flat No. Building Name	<input type="text"/>	<input type="text"/>
Street / Colony	<input type="text"/>	<input type="text"/>
Locality / Village / City	<input type="text"/>	<input type="text"/>
District (Please select State first)	<input type="text"/>	<input type="text"/>
State	<input type="text" value="--Select State--"/>	<input type="text" value="--Select State--"/>
PIN	<input type="text"/>	<input type="text"/>
Country	<input type="text" value="India"/>	<input type="text"/>

Same as Permanent Address

*** **

1 Make the payment by using above payment link click on the icons of SBI (OR) ICICI to pay the fees.



University of Hyderabad Online Payment Service

Payment Details

Application No.	2000004	M.Tech.	Microelectronics & VLSI Design (Slow pace)
Name	E		
Amount Rs.	600	Category :	GE

Terms & Conditions



1. Fee once paid will not be refunded. Candidate should go through the Prospectus and ensure the eligibility before making payment.
2. The fee being paid is only towards the application and does not in any way guarantee issuance of Hall Ticket etc. The application fees once paid is not refundable even if the application is rejected for any reason. Hence, request for chargeback will not be accepted.
3. Please contact your home branch, in case of any discrepancy pertaining to failed / incomplete transaction.
4. While paying fees through the payment gateway, if the amount is debited from your Bank Account/Card but e-Receipt is not displayed, please do not pay again immediately, report such occurrence to drae@uohyd.ac.in / Call 040-23132444.
5. If due to any reason the University cancels notification and decides to refund the fee, the amount will be refunded duly excluding the processing fee involved in making such payments.
6. Any discrepancy related to fees payment that needs action should be brought to the notice of the Deputy Registrar (Acad & Exam) within 7 days from the date of payment and requests beyond that will not be entertained.

I accept Terms & Conditions.

Select Payment Gateway

Pay the fees using the Payment Gateway of your choice

Charges are applicable as per RBI guidelines



2 Your application is not valid unless the payment is made before the last date.

3 Please note that no other mode of payment is accepted except online.

How to download the Application form:-

You can download your application form in the below link by entering your **Application No.** and **Date of Birth.**
<https://online.uohyd.ac.in/LogUOH.aspx>

• OBC candidate has to upload caste certificate as per the [Govt. of India format](#). (State BC certificate will not be considered as proof of OBC) Applications submitted under OBC category without a valid OBC certificate will be rejected and no further correspondence will be entertained.

- Please note your Application Number for future reference.
- Incomplete application form will be rejected.
- Application form will be considered complete only on receipt of the prescribed fees.
- Fees once paid will not be refunded under any circumstances.

• No data will be changed in the application form once it is submitted. Change of Name, Category, Centre, Course and subject will not be considered.

- Please enter your name as per the SSC (Certificate) only.

If you need any help, <http://acad.uohyd.ac.in> call : [040-23132444](tel:040-23132444) (or) mail us : entrance@uohyd.ac.in

[Start New Application](#)

In case, you could not fill the total application at one go, you can continue by entering the following details.

Application Number : Date of Birth :
(dd/mm/yyyy)

If you forgot your Application Number

[Continue](#) [Search](#)

*** **

If you forgot the application no.:-

You can recover your application in the below link by entering your Date of Birth and Mobile No. :-

<https://online.uohyd.ac.in/SearchApplication.aspx>

Contact :

For any difficulties experienced in filling the online application form or for any other feedback reach us at entrance@uohyd.ac.in