

Application process for AIBE with Screenshots

Step1:

Before registration,
Keep these documents ready

- a) Advocate ID card (if issued by State Bar Council)
- b) Enrollment Certificate
- c) Scanned photo & signature
- d) Category Certificate (if applicable)
- e) Disability certificate (if applicable)

Step2:

Click the Register
here button from the
home page of
www.allindiabarexamination.com

The screenshot shows the homepage of the All India Bar Examination website. The browser address bar displays 'fordemo.in'. The page features a blue header with the AIBE logo and the text 'All India Bar Examination'. Navigation links for 'HOME', 'ABOUT US', and 'CONTACT US' are visible. A 'Select Language' dropdown is present. A left sidebar contains a menu with items like 'Admit Card AIBE-VII', 'How To Apply Online (AIBE-VII)', 'Register Here (AIBE-VII)', 'Login Here (AIBE-VII)', 'Instructions & Conditions (AIBE-VII)', 'Exam Syllabus for AIBE-VII', 'Sample OMR Application Form', 'Important Dates (AIBE-VII)', and 'Contact Us'. An arrow points from the 'Register Here (AIBE-VII)' link in the sidebar to the main content area. The main content area displays an 'Important Notification For the Candidates whose Admit Card has not been released for AIBE-VI (Notification No: AIBE/WS/025) (12th January, 2014)'. The notification text states: 'As per the council decision, the candidates whose admit card has not been released for AIBE due to incomplete documentation or non receipt of documentation can appear for the AIBE-VI to be held on the 19th January, 2014 at the Bar Council of India premises, 21 Rouse Avenue, Institutional Area, New Delhi. Applicants will be allowed to sit for the examination only if they are able to furnish the following documents:- 1. Complete Application Form with Photograph & Signature. 2. Copy of Bank Challan. 3. Attested copy of Enrollment Certificate. The documentation should be completed on 17th and 18th January, 2014 latest by 5 pm by visiting bar council of India New Delhi office. The admit card of such Applicants would be given at 9 am at council office (New Delhi) on 19th January, 2014 itself. The candidature would be cancelled for the applicants of AIBE -VI who failed to appear on the above mentioned date.' Below the notification are two expandable sections: 'List of AIBE_V candidates from Vishakhapatnam who can appear for AIBE-VI (Notification No: AIBE/WS/024)' and 'Application Troubleshoot Category For AIBE-VI (Notification No: AIBE/WS/023) (8th January, 2014)'. A 'Notifications' sidebar on the right contains the text 'For detail, see Notification.' The Windows taskbar at the bottom shows the time as 4:33 AM on 4/16/2014.

Step3:

Fill Registration Form on website, upload your documents and after completion press 'Save Button' on last page. *After that Registration Number & Password is generated and shall be send to your mobile & e- mail ID. Put your Enrollment number with State Code as per your Enrollment Certificate.*



Step4:

After submission, check your email ID for registration number & password.



Step5:
Click the Login Here
button from the home
page of
www.allindiabarexamination.com

The screenshot shows the homepage of the All India Bar Examination website. The browser address bar displays 'fordemo.in'. The main header features the All India Bar Examination logo and the text 'All India Bar Examination' in red. Navigation links for 'HOME', 'ABOUT US', and 'CONTACT US' are visible. A 'Select Language' dropdown menu is present. On the left, a vertical menu contains several options, with 'Login Here (AIBE-VII)' highlighted by a blue arrow pointing from the text in the left margin. The main content area includes an 'Important Notification' section with a blue minus sign icon, detailing requirements for candidates whose admit cards have not been released. Below this, there are sections for 'List of AIBE_V candidates from Vishakhapatnam' and 'Application Troubleshoot Category For AIBE-VI'. On the right, a 'Notifications' sidebar is visible, featuring a 'NEW HELPLINE NUMBER' section with contact details: 0120-6520673 and 011-49225022/23. The Windows taskbar at the bottom shows various application icons and the system clock.

Step6:
Put your Registration Number & Password.
Click on the Login button






Step7:
You will see your registration details and click on the Print Challan button



Step8:

After clicking on the Print Challan button, take a print of the challan (Ctrl+P)

BAR COUNCIL OF INDIA (BCI) AIBE-VII CHALLAN FOR FEE PAYMENT CASH ONLY		BAR COUNCIL OF INDIA (BCI) AIBE-VII CHALLAN FOR FEE PAYMENT CASH ONLY		BAR COUNCIL OF INDIA (BCI) AIBE-VII CHALLAN FOR FEE PAYMENT CASH ONLY	
	BANK COPY (To be retained by SBI Branch) DEPOSIT IN ANY BRANCH OF STATE BANK OF INDIA		APPLICANT'S COPY (To be retained by Applicant) DEPOSIT IN ANY BRANCH OF STATE BANK OF INDIA		BCI COPY (To be sent to BCI) DEPOSIT IN ANY BRANCH OF STATE BANK OF INDIA
Fee can be deposited after minimum 24 hours of generation of challan on any bank working day.		Fee can be deposited after minimum 24 hours of generation of challan on any bank working day.		Fee can be deposited after minimum 24 hours of generation of challan on any bank working day.	
Challan Generation Date: 19/04/2014		Challan Generation Date: 19/04/2014		Challan Generation Date: 19/04/2014	
SBI CBS SCREEN NUMBER: 8888		SBI CBS SCREEN NUMBER: 8888		SBI CBS SCREEN NUMBER: 8888	
FEE TYPE: 298		FEE TYPE: 298		FEE TYPE: 298	
REGISTRATION NUMBER: 59422178 <small>(Provided by ITES Horizon Pvt. Ltd.)</small>		REGISTRATION NUMBER: 59422178 <small>(Provided by ITES Horizon Pvt. Ltd.)</small>		REGISTRATION NUMBER: 59422178 <small>(Provided by ITES Horizon Pvt. Ltd.)</small>	
NAME OF THE CANDIDATE: PANKAJ SINGH BISHT		NAME OF THE CANDIDATE: PANKAJ SINGH BISHT		NAME OF THE CANDIDATE: PANKAJ SINGH BISHT	
MOBILE NUMBER: 8506008172		MOBILE NUMBER: 8506008172		MOBILE NUMBER: 8506008172	
AMOUNT (IN FIGURES) (FEE + BANK CHARGES) Rs. 2560/-		AMOUNT (IN FIGURES) (FEE + BANK CHARGES) Rs. 2560/-		AMOUNT (IN FIGURES) (FEE + BANK CHARGES) Rs. 2560/-	
AMOUNT (IN WORDS) (FEE + BANK CHARGES) Rs. TWO THOUSAND FIVE HUNDRED SIXTY ONLY		AMOUNT (IN WORDS) (FEE + BANK CHARGES) Rs. TWO THOUSAND FIVE HUNDRED SIXTY ONLY		AMOUNT (IN WORDS) (FEE + BANK CHARGES) Rs. TWO THOUSAND FIVE HUNDRED SIXTY ONLY	
Signature of Depositor :		Signature of Depositor :		Signature of Depositor :	
Details below to be filled in by the Bank		Details below to be filled in by the Bank		Details below to be filled in by the Bank	

Step9:



After 24 hrs. of registration, go to any branch of SBI to make payment with the printed copy of challan.


(Mode of payment should be SBI Bank Challan only. No other mode of payment would be acceptable.)



Step10:

Make payment in the bank. Retain sealed & signed Candidate copy of challan with you.

BAR COUNCIL OF INDIA (BCI) AIBE-VII CHALLAN FOR FEE PAYMENT CASH ONLY																								
	APPLICANT'S COPY (To be retained by Applicant) DEPOSIT IN ANY BRANCH OF STATE BANK OF INDIA	 भारतीय स्टेट बैंक State Bank of India																						
Fee can be deposited after minimum 24 hours of generation of challan on any bank working day.																								
Challan Generation Date	19/04/2014																							
SBI CBS SCREEN NUMBER 8888	FEE TYPE 298																							
REGISTRATION NUMBER (Provided by ITES Horizon Pvt. Ltd.)	59422178																							
NAME OF THE CANDIDATE	PANKAJ SINGH BISHT																							
MOBILE NUMBER	8506008172																							
AMOUNT (IN FIGURES) (FEE + BANK CHARGES) Rs. 2560/-	<table border="1"><thead><tr><th colspan="2">Denominations</th></tr></thead><tbody><tr><td>1000 X</td><td></td></tr><tr><td>500 X</td><td></td></tr><tr><td>100 X</td><td></td></tr><tr><td>50 X</td><td></td></tr><tr><td>20 X</td><td></td></tr><tr><td>10 X</td><td></td></tr><tr><td>5 X</td><td></td></tr><tr><td>2 X</td><td></td></tr><tr><td>1 X</td><td></td></tr><tr><td>TOTAL</td><td>2560/-</td></tr></tbody></table>		Denominations		1000 X		500 X		100 X		50 X		20 X		10 X		5 X		2 X		1 X		TOTAL	2560/-
Denominations																								
1000 X																								
500 X																								
100 X																								
50 X																								
20 X																								
10 X																								
5 X																								
2 X																								
1 X																								
TOTAL	2560/-																							
AMOUNT (IN WORDS) (FEE + BANK CHARGES) Rs. TWO THOUSAND FIVE HUNDRED SIXTY ONLY																								
Signature of Depositor :																								
..... Details below to be filled in by the Bank																								



Step11:

Again login into your account using the same registration number & password (after 24 hrs of making the payment in the bank)



Step12:

You will see your registration details and now click on the Upload Challan & Details button.



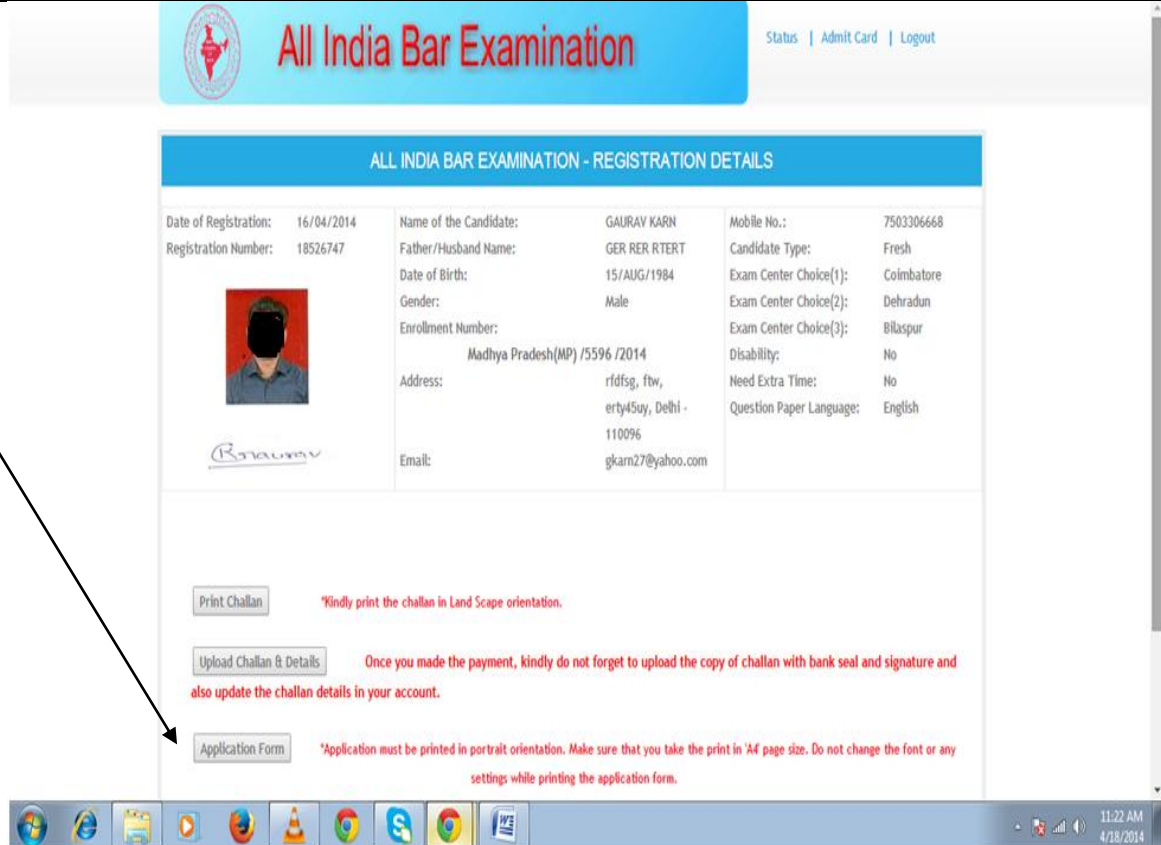
Step13:

Upload your challan and enter the journal number, branch code & date of challan from your challan copy. Click submit button.



Step14:

Go back and click on the Application Form button. Take a print out of the Application Form for your reference.



Step15:

Your application form will appear as:

BAR COUNCIL OF INDIA APPLICATION FOR ALL INDIA BAR EXAMINATION AIBE-VII				
Registration Number	18526747		Application Number	700004
NAME OF THE CANDIDATE	GAURAV KARN			
FATHER/HUSBAND NAME	GER RER RTERT			
DATE OF BIRTH	15/AUG/1984	GENDER		Male
ADDRESS OF THE CANDIDATE	rdfsfg, ftw, erty45uy, Delhi - 110096			
ENROLLMENT NUMBER	Madhya Pradesh(MP)/5596/2014	SIGNATURE OF THE CANDIDATE (*Kindly sign within the box below. Do not sign across the box)		
STATE BAR COUNCIL ENROLLED WITH	Madhya Pradesh(MP)			
MOBILE NUMBER	7503306668	CANDIDATE TYPE	Fresh	
EMAIL ID	gkarn27@yahoo.com			
EXAM CENTER CHOICE - As per candidate preference.	1. Coimbatore	2. Dehradun	3. Bilaspur	
DISABILITY - NEED FOR SCRIBE (in case of disability please attach disability certificate)	No	NEED FOR EXTRA TIME (in case of 80% disability, 20 minutes extra time per hour will be allowed to the candidate)	No	
CHOICE OF QUESTION PAPER LANGUAGE	English			




Candidate Application Form - Google Chrome

applauze.co.in/ApplicationForm.aspx?regid=18526747

publication of result, I shall not make any application/claim or K.T.I application after 20 days of cause of action and/or as the case may be, I shall not be entitled to make any grievance after the period fixed by B.C.I on its website i.e. www.barcouncilofindia.org.
I also fully understand that admit cards are to be downloaded online, results would be published on the site of B.C.I or site for this purpose i.e. www.allindiaarexamination.com and no study material is to be supplied for A.I.B.E

FULL SIGNATURE OF THE CANDIDATE




*INSTRUCTIONS

Before sending this form kindly read the instructions below carefully.

1. Please affix your latest passport size colored photograph in the space provided on this Application Form.
2. Do not paste your photograph outside the box provided on this Application Form.
3. Do not sign or make any mark on the photograph.
4. Kindly sign within the signature box provided on this Application Form. Do not sign across the box.
5. Write your "SBI Journal Number" and "Date of Receipt" of Challan and the "SBI Branch Code" as provided on the candidate/BCI copy of the Challan in the space provided on the Application Form.
6. Read the declaration carefully and put your signature in the box given at the bottom.
7. Make sure that you have attached the following documents:
 - a. Attested copy of Enrollment certificate or Attested copy of Intimation Letter.
 - b. Date of birth proof (attested copy).
 - c. Attested copy of Advocate ID Card.
 - d. Original BCI copy of SBI Challan.
8. Do not fold this application form.
9. Send this Application Form along with all supporting documents at the following address: "All India Bar Examination" Bar Council of India, 21 Rouse Avenue Institutional Area, New Delhi - 110002

*TERMS AND CONDITIONS

1. Details mentioned in this form should be as per your documents and the same will reflect on your Admit Card and COP.
2. The last date of receiving the Application Form at Bar Council of India Office is 23rd December, 2013 latest by 5.00 PM through Speed Post/Registered Post/Courier.
3. Applications Forms received after the due date i.e. 23rd December, 2013 will be rejected out rightly.



Step 16:

Check your details, photograph & signature on the application form. If there is any error or incomplete form, kindly contact on the helpline numbers or send your query via email.

Helpline numbers: 011-49225022/23
011-41533681

Email id: aibe.bci@gmail.com

- **Do not send the hard copy of application form or other documents in Bar Council of India.**